



ARTIST'S IMPRESSION

Take a look inside!

Relaxation and restoration A sense of connection and belonging Promoting healing.

The interiors of the \$150 million Goulburn Hospital and Health Service Redevelopment will pay homage to the rich history of the Goulburn-Mulwaree region by incorporating familiar elements and links to the natural surroundings.

Developed through consultation with the Patient & Consumer Project User Group and taking into account feedback from health service staff, local Aboriginal groups and the community the interior design strategy supports relaxation and restoration, providing a sense of belonging and promoting healing.

The interiors aim to reduce stress for patients, family and staff while providing a safe environment to promote a timely healing process.

Modern design elements will be implemented by using a variety of materials, bursts of colour, graphic images.

Bold wayfinding will create a space that everyone can relate to and the overall design scheme will enable patients to connect with identifiable objects and to their surroundings.

Design references

The interior design strategy has developed a range of references that will be brought through the various interior spaces. These references have been split into the following four topics:

1. The River
2. Aboriginal Groups and Nations
3. Community spirit
4. Grasslands.

Design elements

Key elements of the design strategy are a focus on the local flora of the Goulburn-Mulwaree region and the Wollondilly and Mulwaree rivers.

Local flora

The concept of incorporating images of plants internally assists people relate back to natural surroundings while creating a sense of feeling more at ease, of reducing stress levels and boosting mood.

Five local plants have been selected, many of which have medicinal significance for local Aboriginal groups and nations.

The inclusion of lilacs recognises the special significance of lilacs in Goulburn. Goulburn is known as the Lilac City and the Lilac City Festival is held annually in October.

Design application

Plant varieties will be incorporated on wall graphics and signage to distinguish the different floors and assist with wayfinding. Departments will be identified using a distinct colour assigned to the level with tonal changes between the various departments located on the same floor level.



Boronia: A native bush flower that is rich in aromatic oils and is important in helping to create a serene mind open to intuition and clarity.




Lilac: An introduced species to Australia there are some 23 species hailing from Europe and Persia. They exude an unforgettable fragrance and also yield dyes.



Wattle: With over 1,000 species Australia wide there are many uses which include food. Some would hang in huts to promote sleep while others would infuse and use to bathe rheumatic joints or ingest as a mild sedative for rheumatism or indigestion.



Blue Bell: The fleshy blue berries can be eaten when ripe, offering a sweet soft texture.



Eucalyptus: Is most commonly used to treat colds and respiratory problems. Joint and muscle pain, dental health, fungal infections and wounds have also been treated using eucalyptus.



PATIENT ROOM - MATERNAL
ARTIST'S IMPRESSION

Our rivers

The design strategy is tied together using elements of the Wollondilly and Mulwaree rivers represented within the main arteries of the building which connect the departments, as well as guiding movement around the facility.

Design application

This will be portrayed by using materials that relate to physical items found within the river settings, stone look vinyls and tiles, timber look materials and colours extracted from the river setting to create an overall sense of open and airy spaces.



MAIN ENTRY - GROUND LEVEL
ARTIST'S IMPRESSION

Colour strategy

The considered used of colour throughout the Goulburn Hospital and Health Service Redevelopment seeks to positively affect behaviours and perceptions, ultimately influencing the overall emotional situation.

Design application

Colours will be implemented into the overall design by using blocks of colour, within wayfinding, and to distinguish the various departments.

These colours pick up the design elements and references in the interior design strategy.

1. Blue: Blue Bell

Blue is often used to represent calmness and responsibility and can cause the body to produce chemicals that are calming and exude feelings of tranquility. It is cooling in nature and represents sea and sky and is associated with freedom, inspiration and sensitivity.

2. Green: Eucalyptus

Green is the colour of nature, life and energy. It symbolises growth, new beginnings, harmony and freshness. It is considered to be the most restful and relaxing colour on the spectrum. Green helps to alleviate anxiety, depression and nervousness and provides a sense of hope, health and renewal.

3. Aqua: Blue Bell





Aqua is also a cool and calming colour it is often associated with meanings of refreshing, energy, serenity, emotional balance and tranquility. The colour is thought to have healing attributes that affect the mind and body.


4. Yellow: Wattle

Yellow is often associated with meanings of hope, happiness, clarity and positivity and has been proven to promote mental activity, increase muscle energy, activate the memory, encourages communication and stimulate the nervous system.

5. Lilac/Purple: Lilac and Boronia

Lilac and purple have the power to uplift, calm nerves, increasing nurturing tendencies and sensitivity. It also represents meanings of pride, independence and magic.





Arts in health at Goulburn Hospital and Health Service Redevelopment

The *Arts in Health* program is a central element in the redevelopment.

Arts in Health provides opportunity to work with the Goulburn-Mulwaree community to instil strong cultural connections and a sense of community ownership in the new Clinical Services Building.

At Goulburn this includes the heritage exhibition, incorporating local photography into the staff stations, engagement with local aboriginal communities and school children, feature artworks in the main staircase of the new building, on the exterior wall in the Emergency Department car park and in the main entrance foyer.

More information about the arts and heritage program will be provided as these elements are progressed and finalised.

Key initiatives

Goulburn Health Service heritage survey

The history and heritage of the Goulburn Health Service is an essential element of the Goulburn Hospital and Health Service Redevelopment. Goulburn Health Service staff and community members were invited to complete an online survey to share memories of the health service.

Three key themes and areas of interest emerged from the survey:

1. Then and now, contrasting images of the past and future at our hospital.
2. Goulburn Base Hospital through the decades.
3. Rural Hospital – servicing the Southern Tablelands.

Interior design application:

The results will help shape the way heritage items are displayed in the new four-storey Clinical Services Building.






Photography competition

Goulburn photographers were invited to enter a photographic competition, as part of the Redevelopment. The competition incorporated six entry categories. Five of the categories celebrated the district's native and local flora, specifically Boronia, Wattle, Lilac, Bluebell and Eucalyptus and sixth category picked up on the importance of colour incorporating a rainbow theme.

Interior design application:

The winning photographs are planned to be displayed at staff stations showcasing local creative talent and delivering therapeutic benefits for patients, visitors and staff.



About the Goulburn Hospital and Health Service Redevelopment

Construction of the new four-storey Clinical Services Building will include:

- a new main entry and hospital reception
- a new emergency department
- a new medical imaging department
- a new intensive care unit
- new operating theatres, day surgery and recovery areas
- new medical, surgical, paediatric, rehabilitation and geriatric inpatient units with specific designated palliative care beds, and
- a new maternity unit and birthing suite, as well as ambulatory paediatric and antenatal clinics.

The Redevelopment will also deliver improved on-site car parking and an extension to the Community Health building for Community Mental Health.



Construction of the new clinical services building is on track for completion in late 2021. The new building will then undergo an operational commissioning and internal fit-out period before opening its doors to patients in 2022.

Keep in touch with the Goulburn Hospital and Health Service Redevelopment

For more information visit the project website:
goulburnredevelopment.health.nsw.gov.au



SNSWLHD-GoulburnHospital-
Redevelopment@health.nsw.gov.au



facebook.com/SNSWLHD



linkedin.com/company/health-infrastructure



twitter.com/NSWHealthInfra

Thank you

The interior design strategy has been developed through consultation with Goulburn Health Service staff, the Patient & Consumer Project User Group and feedback received from the community.